



J THOMAS & COMPANY PRIVATE LIMITED
KOLKATA MARKET SYNOPSIS - SALE 21 (2026 - 27)

| CTC | |
|--|-----------------|
| Market Report | |
| · Good demand | |
| · All sorts irregularly easier following quality | |
| · Browner fibrous sorts witnessed outlots. | |
| Buying Analysis | |
| · Hindustan Unilever : Good Support | TCPL: Selective |
| · Western India: Active | |
| · Other Internal/Local: Fair support | |
| Orthodox | |
| Market Report | |
| · Good demand | |
| · Well made Whole Leaf and Brokens sold irregular and at times lower. Remainder Whole Leaf and Brokens sold lower following quality. | |
| · Secondaries and fannings irregular around last. | |
| Buying Analysis | |
| · Middle East : Active | |
| · CIS: Good Support | |

| DUST | |
|--|--|
| Market Report | |
| · Good demand | |
| · Cleaner liquoring sorts sold around last levels. | |
| · Remainder irregularly easier. | |
| Buying Analysis | |
| · Hindustan Unilever : Mainstay | |
| · Western India : Active | |
| Darjeeling | |
| Market Report | |
| · Good demand | |
| · Well made whole leaf maintaining quality sold well between Rs 700-1200/- with select lines going up with competition. Stalkier sorts witnessed outlots, while plainer whole leaf sold between Rs 400-550. Broken and Fannings sold in line with quality. | |
| · Exporters: Good Support Local and other Internal: Active TCPL: Selective | |

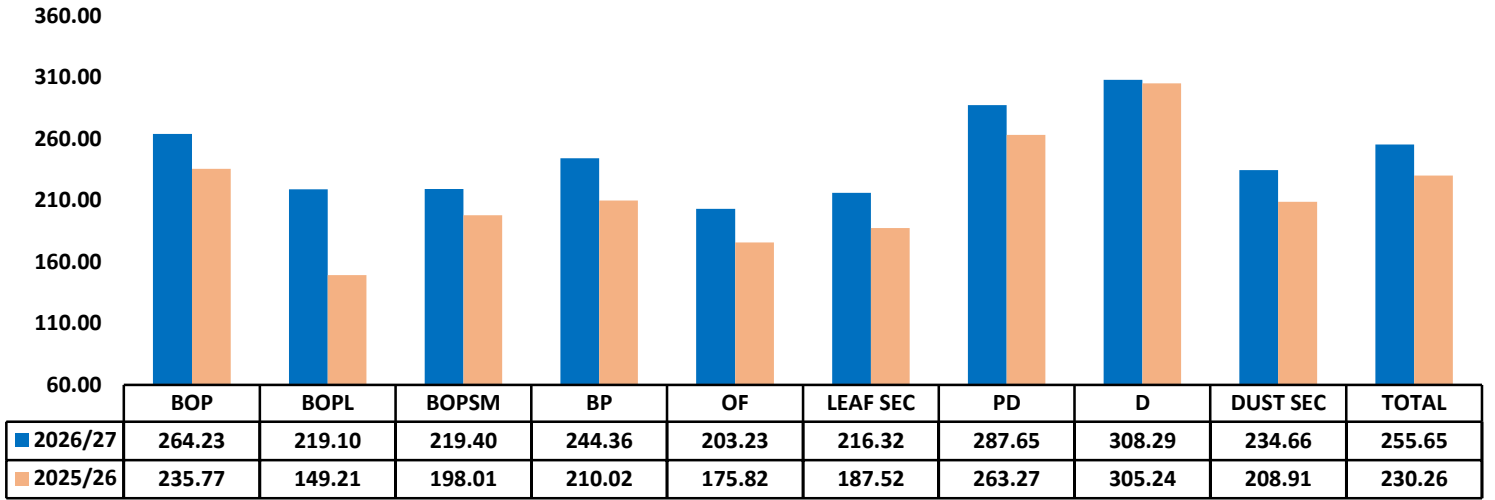
AUCTION AVERAGES

| | 2026/27 | | | 2025/26 | | | UP TO SALE 21 | | |
|-------------------|---------|---------|---------------|---------|---------|----------------|---------------|---------|---------|
| | SALE 21 | SALE 20 | +/- | SALE 21 | SALE 20 | +/- | 2026/27 | 2025/26 | 2024/25 |
| CTC LEAF | 248.31 | 262.76 | -14.45 | 217.31 | 210.88 | 6.43 | 242.76 | 213.64 | 226.88 |
| DUST | 273.17 | 288.10 | -14.93 | 263.52 | 279.07 | -15.55 | 280.36 | 264.67 | 224.79 |
| TOTAL | 256.69 | 271.74 | -15.05 | 235.18 | 232.58 | 2.60 | 255.65 | 230.26 | 226.25 |
| ORTHODOX | 328.01 | 352.55 | -24.54 | 304.84 | 323.40 | -18.56 | 334.25 | 316.16 | 293.04 |
| DARJEELING | 663.14 | 761.49 | -98.34 | 592.53 | 807.21 | -214.68 | 792.60 | 727.80 | 544.79 |
| ALL TEAS | 284.33 | 304.72 | -20.39 | 264.94 | 271.65 | -6.71 | 288.64 | 267.51 | 257.63 |

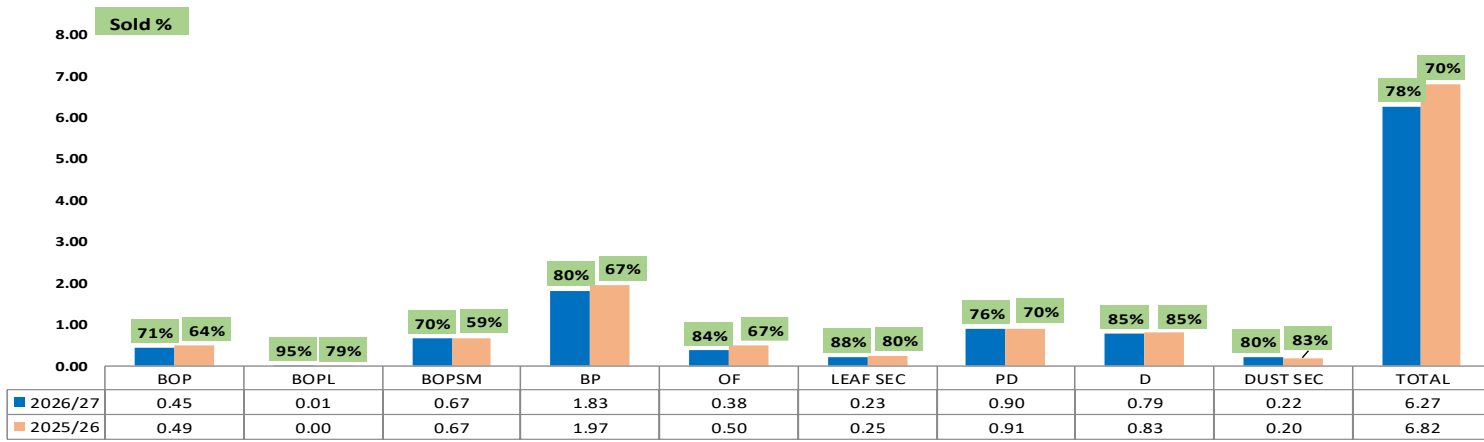
KOLKATA AUCTION AVERAGES

| SALE | 17 | 18 | 19 | 20 | 21 | 22 |
|-------------------|---------|-----------------|---------------|---------------|---------------|---------------|
| CTC LEAF | 2026/27 | 213.74 | 278.16 | 263.51 | 262.76 | 248.31 |
| | 2025/26 | 206.67 | 233.48 | 234.49 | 210.88 | 217.31 |
| DUST | 2026/27 | 290.04 | 298.94 | 291.98 | 288.10 | 273.17 |
| | 2025/26 | 265.91 | 261.70 | 274.43 | 279.07 | 263.52 |
| TOTAL | 2026/27 | 237.18 | 287.65 | 275.30 | 271.74 | 256.69 |
| | 2025/26 | 224.03 | 243.90 | 248.29 | 232.58 | 235.18 |
| ORTHODOX | 2026/27 | 329.48 | 348.45 | 349.74 | 352.55 | 328.01 |
| | 2025/26 | 311.85 | 321.42 | 325.55 | 323.40 | 304.84 |
| DARJEELING | 2026/27 | 1,399.99 | 1,046.40 | 813.42 | 761.49 | 663.14 |
| | 2025/26 | 1,268.50 | 842.65 | 861.45 | 807.21 | 592.53 |

Kolkata Gradewise Averages CTC Leaf / Dust Upto Sale 21



Kolkata Gradewise Sold Quantity (M. Kgs) CTC Leaf / Dust Upto Sale 21



KOLKATA GRADEWISE ORTHODOX AVARAGES UPTO SALE 21

| GRADE | 2026 - 27 | | 2025 - 26 | | GRADE | 2026 - 27 | | 2025 - 26 | |
|--------|-----------|--------|-----------|--------|--------------|-----------|--------|-----------|--------|
| | QTY. | AVG | QTY. | AVG | | QTY. | AVG | QTY. | AVG |
| TGFOP1 | 139848.3 | 456.61 | 199338.8 | 427.96 | GFBOP | 181834.0 | 340.61 | 301674.7 | 320.70 |
| TGFOP | 320854.2 | 430.08 | 433767.0 | 394.90 | GBOP | 315254.8 | 328.43 | 450728.9 | 290.71 |
| GFOP | 210865.8 | 387.91 | 248181.5 | 378.35 | BPS | 196490.1 | 397.65 | 171548.6 | 382.38 |
| FOP | 155898.2 | 305.81 | 283213.1 | 305.40 | GBOP1/FBOP1 | 297779.7 | 230.04 | 392453.9 | 217.43 |
| FBOP | 572950.3 | 367.88 | 617869.1 | 335.58 | BOPF/GOF/FOF | 215619.7 | 215.08 | 284260.0 | 190.35 |

| OFFER / SOLD QUANTITY & AVERAGE PRICE CTC / DUST | | | | | | | | | | | | |
|--|-------------|-------------|--------|-------|-------------|-------------|--------|-------|-------------|-------------|--------|-------|
| | THIS SALE | | | | LAST SALE | | | | TO DATE | | | |
| | OFFERED | SOLD | AVG. | OUT % | OFFERED | SOLD | AVG. | OUT % | OFFERED | SOLD | AVG. | OUT % |
| BROKENS | 12,13,778 | 8,83,771 | 250.75 | 27% | 9,48,901 | 7,86,875 | 262.94 | 17% | 40,26,196 | 30,46,247 | 242.50 | 24% |
| FANNINGS | 3,81,663 | 2,71,759 | 250.21 | 29% | 2,86,617 | 2,24,159 | 267.39 | 22% | 11,01,097 | 8,45,416 | 250.89 | 23% |
| LEAF SEC. | 1,14,430 | 98,353 | 221.12 | 14% | 38,196 | 33,209 | 227.13 | 13% | 2,60,509 | 2,29,643 | 216.32 | 12% |
| LEAF TOTAL | 17,09,871.4 | 12,53,882.8 | 248.31 | 27% | 12,73,714.0 | 10,44,243.2 | 262.76 | 18% | 53,87,802.1 | 41,21,305.9 | 242.76 | 24% |
| DUST | 7,46,854 | 5,53,499 | 279.49 | 26% | 6,45,353 | 5,26,846 | 291.66 | 18% | 24,10,401 | 19,29,813 | 285.59 | 20% |
| DUST SEC. | 1,02,621 | 84,383 | 231.76 | 18% | 53,941 | 47,039 | 248.17 | 13% | 2,77,163 | 2,20,831 | 234.66 | 20% |
| DUST TOTAL | 8,49,475.2 | 6,37,881.5 | 273.17 | 25% | 6,99,294.4 | 5,73,885.3 | 288.10 | 18% | 26,87,563.9 | 21,50,644.3 | 280.36 | 20% |
| TOTAL | 25,59,346.6 | 18,91,764.3 | 256.69 | 26% | 19,73,008.4 | 16,18,128.5 | 271.74 | 18% | 80,75,366.0 | 62,71,950.2 | 255.65 | 22% |

| OFFER / SOLD QUANTITY & AVERAGE PRICE ORTHODOX | | | | | | | | | | | | |
|--|-------------|------------|--------|-----|------------|------------|--------|-----|-------------|-------------|--------|-----|
| WHOLE LEAF | 4,53,043 | 3,62,040 | 360.01 | 20% | 3,71,168 | 3,43,260 | 385.75 | 8% | 16,59,939 | 14,28,234 | 370.27 | 14% |
| BROKENS | 4,90,165 | 4,31,641 | 352.18 | 12% | 3,89,252 | 3,79,686 | 366.83 | 2% | 16,53,113 | 15,32,680 | 354.71 | 7% |
| FANNINGS | 78,508 | 70,427 | 205.87 | 10% | 58,621 | 53,354 | 223.30 | 9% | 2,73,217 | 2,43,014 | 207.35 | 11% |
| SECONDARY | 1,41,874 | 1,22,623 | 218.60 | 14% | 95,716 | 84,837 | 235.59 | 11% | 5,05,838 | 4,37,542 | 215.48 | 14% |
| ORTH. TOTAL | 11,63,588.5 | 9,86,731.1 | 328.01 | 15% | 9,14,756.8 | 8,61,136.8 | 352.55 | 6% | 40,92,107.2 | 36,41,470.3 | 334.25 | 11% |

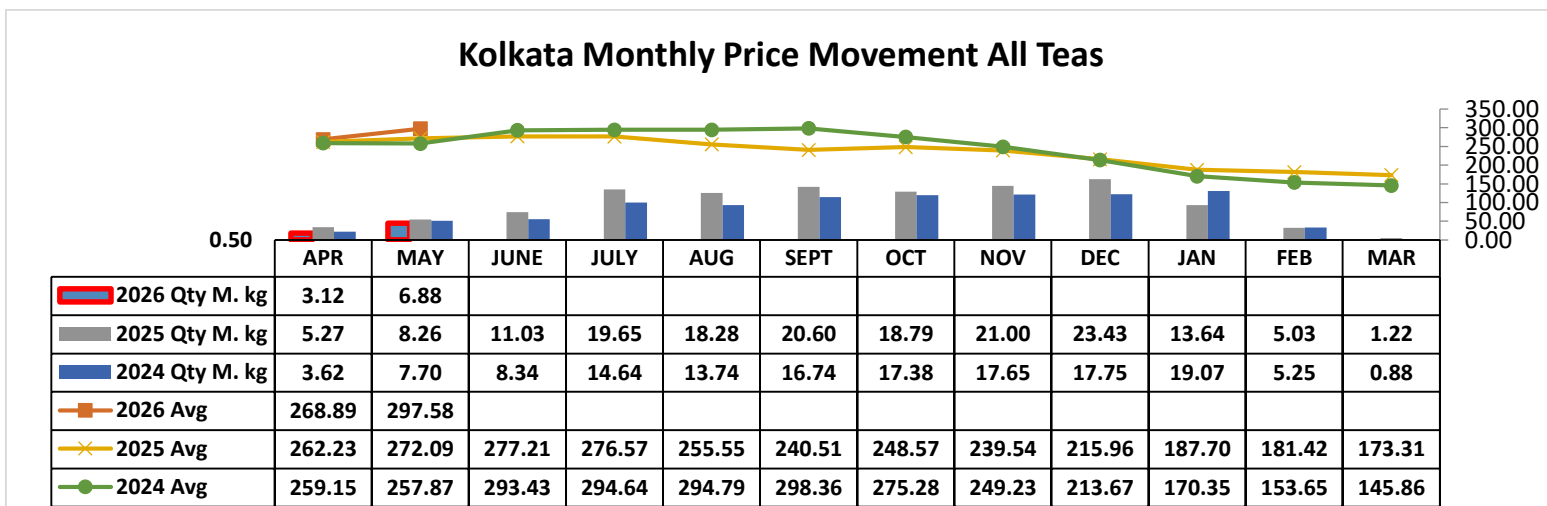
| OFFER / SOLD QUANTITY & AVERAGE PRICE DARJEELING | | | | | | | | | | | | |
|--|----------|----------|--------|-----|----------|----------|--------|-----|------------|----------|----------|-----|
| WHOLE LEAF | 24,187 | 15,757 | 809.83 | 35% | 25,088 | 16,908 | 953.64 | 33% | 77,715 | 51,580 | 1,012.06 | 34% |
| BROKENS | 6,488 | 3,373 | 443.56 | 48% | 8,195 | 4,692 | 502.09 | 43% | 21,411 | 13,376 | 484.97 | 38% |
| FANNINGS | 9,321 | 5,135 | 357.28 | 45% | 6,503 | 5,056 | 359.56 | 22% | 26,165 | 15,966 | 341.37 | 39% |
| DARI. TOTAL | 39,996.6 | 24,265.5 | 663.14 | 39% | 39,786.0 | 26,655.6 | 761.49 | 33% | 1,25,291.1 | 80,922.8 | 792.60 | 35% |

| OFFER / SOLD QUANTITY & AVERAGE PRICE | | | | | | | | | | | | |
|---------------------------------------|-----------|-----------|--------|-------|-----------|-----------|--------|-------|------------|------------|--------|-------|
| CTC | THIS SALE | | | | LAST SALE | | | | TO DATE | | | |
| | OFFERED | SOLD | AVG. | OUT % | OFFERED | SOLD | AVG. | OUT % | OFFERED | SOLD | AVG. | OUT % |
| 2026-27 | 1709871.4 | 1253882.8 | 248.31 | 27% | 1273714.0 | 1044243.2 | 262.76 | 18% | 5387802.1 | 4121305.9 | 242.76 | 24% |
| 2025-26 | 1416840.2 | 879409.5 | 217.31 | 38% | 1279080.7 | 878897.5 | 210.88 | 31% | 6905989.0 | 4599811.5 | 213.64 | 33% |
| DUST | OFFERED | SOLD | AVG. | OUT % | OFFERED | SOLD | AVG. | OUT % | OFFERED | SOLD | AVG. | OUT % |
| 2026-27 | 849475.2 | 637881.5 | 273.17 | 25% | 699294.4 | 573885.3 | 288.10 | 18% | 2687563.9 | 2150644.3 | 280.36 | 20% |
| 2025-26 | 719905.7 | 554225.4 | 263.52 | 23% | 525396.7 | 410100.9 | 279.07 | 22% | 2824275.2 | 2221961.6 | 264.67 | 21% |
| ORTHODOX | OFFERED | SOLD | AVG. | OUT % | OFFERED | SOLD | AVG. | OUT % | OFFERED | SOLD | AVG. | OUT % |
| 2026-27 | 1163588.5 | 986731.1 | 328.01 | 15% | 914756.8 | 861136.8 | 352.55 | 6% | 4092107.2 | 3641470.3 | 334.25 | 11% |
| 2025-26 | 966010.7 | 835315.7 | 304.84 | 14% | 832404.0 | 765253.8 | 323.40 | 8% | 5000056.1 | 4574834.1 | 316.16 | 9% |
| DARJEELING | OFFERED | SOLD | AVG. | OUT % | OFFERED | SOLD | AVG. | OUT % | OFFERED | SOLD | AVG. | OUT % |
| 2026-27 | 39996.6 | 24265.5 | 663.14 | 39% | 39786.0 | 26655.6 | 761.49 | 33% | 125291.1 | 80922.8 | 792.60 | 35% |
| 2025-26 | 46513.2 | 28521.4 | 592.53 | 39% | 26911.0 | 20084.5 | 807.21 | 25% | 103482.1 | 68370.1 | 727.80 | 34% |
| TOTAL | OFFERED | SOLD | AVG. | OUT % | OFFERED | SOLD | AVG. | OUT % | OFFERED | SOLD | AVG. | OUT % |
| 2026-27 | 3762931.7 | 2902760.9 | 284.33 | 23% | 2927551.2 | 2505920.9 | 304.72 | 14% | 12292764.3 | 9994343.3 | 288.64 | 19% |
| 2025-26 | 3149269.7 | 2297471.9 | 264.94 | 27% | 2663792.4 | 2074336.7 | 271.65 | 22% | 14833802.4 | 11464977.3 | 267.51 | 23% |

| PRICE RANGE | CTC LEAF | | | | | DUST | | | | |
|-----------------------|-----------|---------|---------------|---------|---------|---------|---------|---------------|---------|---------|
| % OF TEAS SOLD | 2026/27 | | UP TO SALE 21 | | | 2026/27 | | UP TO SALE 21 | | |
| | SALE 21 | SALE 20 | 2026/27 | 2025/26 | 2024/25 | SALE 21 | SALE 20 | 2026/27 | 2025/26 | 2024/25 |
| | BELOW 160 | 10.95 | 11.33 | 20.38 | 35.10 | 27.71 | 4.23 | 3.69 | 8.32 | 16.63 |
| BETWEEN 160.00-179.99 | 6.80 | 2.86 | 6.09 | 4.68 | 8.91 | 2.63 | 0.83 | 1.99 | 4.53 | 9.37 |
| BETWEEN 180.00-199.99 | 4.70 | 4.67 | 4.77 | 4.77 | 6.17 | 3.97 | 1.64 | 2.45 | 3.17 | 4.55 |
| BETWEEN 200.00-219.99 | 9.22 | 7.45 | 6.83 | 4.65 | 6.22 | 7.12 | 3.47 | 4.15 | 4.48 | 6.53 |
| BETWEEN 220.00-239.99 | 9.00 | 6.59 | 6.67 | 5.96 | 5.76 | 7.36 | 4.78 | 4.81 | 3.11 | 7.25 |
| BETWEEN 240.00-259.99 | 9.45 | 5.34 | 6.27 | 11.81 | 7.63 | 6.13 | 4.17 | 4.00 | 6.20 | 7.29 |
| BETWEEN 260.00-279.99 | 10.82 | 10.85 | 8.64 | 9.70 | 6.65 | 10.59 | 8.20 | 6.82 | 7.68 | 8.02 |
| ABOVE 280 | 39.06 | 50.91 | 40.33 | 23.32 | 30.94 | 57.98 | 73.21 | 67.46 | 54.21 | 30.30 |

| PRICE RANGE | ORTHODOX | | | | | PRICE RANGE | DARJEELING | | |
|-----------------------|-----------|---------|---------------|---------|---------|-----------------------|------------|--------------|---------------|
| % OF TEAS SOLD | 2026/27 | | UP TO SALE 21 | | | % OF TEAS SOLD | 2026/27 | | UP TO SALE 21 |
| | SALE 21 | SALE 20 | 2026/27 | 2025/26 | 2024/25 | | SALE 21 | SALE 20 | 2026/27 |
| | BELOW 200 | 8.84 | 4.53 | 9.74 | 8.47 | | 13.62 | BELOW 300.00 | 14.26 |
| BETWEEN 200.00-219.99 | 4.42 | 2.62 | 3.59 | 6.05 | 3.07 | BETWEEN 301.00-400.99 | 6.08 | 15.57 | 9.62 |
| BETWEEN 220.00-239.99 | 6.06 | 3.95 | 4.47 | 4.58 | 4.14 | BETWEEN 401.00-500.99 | 14.80 | 11.45 | 12.68 |
| BETWEEN 240.00-259.99 | 5.77 | 4.82 | 4.79 | 4.58 | 4.22 | BETWEEN 501.00-600.99 | 10.03 | 7.20 | 9.25 |
| BETWEEN 260.00-279.99 | 5.64 | 4.82 | 4.37 | 6.84 | 6.61 | BETWEEN 601.00-700.99 | 2.54 | 7.24 | 5.88 |
| ABOVE 280 | 69.26 | 79.26 | 73.04 | 69.48 | 68.34 | ABOVE 701.00 | 52.30 | 54.62 | 53.21 |

| FUTURE FRESH OFFERING (IN PACKAGES) | | | | | | | | | | | | | | | |
|-------------------------------------|---------------------|-------|-------|-------|--------|---------------------|-------|-------|-------|--------|------------|-------|-------|-------|-------|
| SALE NO | THIS YEAR-2026 - 27 | | | | | LAST YEAR-2025 - 26 | | | | | DIFFERENCE | | | | |
| | CTC LEAF | ORTH. | DARJ. | DUST | TOTAL | CTC LEAF | ORTH. | DARJ. | DUST | TOTAL | CTC LEAF | ORTH. | DARJ. | DUST | TOTAL |
| 22 | 47191 | 43879 | 2187 | 20390 | 113647 | 34658 | 34848 | 1539 | 12338 | 83383 | 12533 | 9031 | 648 | 8052 | 30264 |
| 23 | 43878 | 53654 | 3601 | 19004 | 120137 | 30614 | 42010 | 2290 | 12716 | 87630 | 13264 | 11644 | 1311 | 6288 | 32507 |
| TOTAL | 91069 | 97533 | 5788 | 39394 | 233784 | 65272 | 76858 | 3829 | 25054 | 171013 | 25797 | 20675 | 1959 | 14340 | 62771 |



CTTA BUYING (ALL TEAS) FOR THE SALE 21

| CTTA BUYING (ALL TEAS) FOR THE SALE 21 | | | | | | | | | | | |
|--|--------------------|---------------|-------------|--------------|-------------------|---------------|-------------|--------------|--------------------|---------------|-------------|
| | CTC LEAF | | | DUST | | | | TOTAL | | | |
| | SALE 21 | | | | | | | | | | |
| OFFER | 17,09,871.4 | | Kgs | OFFER | 8,49,475.2 | | Kgs | OFFER | 25,59,346.6 | | Kgs |
| SOLD | 12,53,882.8 | | Kgs | SOLD | 6,37,881.5 | | Kgs | SOLD | 18,91,764.3 | | Kgs |
| SOLD % | 73% | | | SOLD % | 75% | | | SOLD % | 74% | | |
| ZONES | KGS. | AVG. | % | | Kgs | AVG | % | | Kgs | AVG | % |
| W.India | 5,26,824.3 | 273.28 | 42% | HUL | 2,70,374.5 | 295.65 | 42% | W.India | 6,80,529.8 | 274.35 | 36% |
| HUL | 2,00,383.3 | 258.86 | 16% | W.India | 1,53,705.5 | 278.02 | 24% | HUL | 4,70,757.8 | 279.99 | 25% |
| Local | 1,72,481.8 | 180.99 | 14% | S.India | 87,718.0 | 259.31 | 14% | N.India | 2,07,595.9 | 238.92 | 11% |
| N.India | 1,54,097.9 | 235.96 | 12% | N.India | 53,498.0 | 247.41 | 8% | Local | 1,90,060.8 | 183.41 | 10% |
| Others | 74,562.7 | 232.08 | 6% | Others | 26,751.5 | 238.30 | 4% | S.India | 1,41,574.3 | 256.98 | 7% |
| S.India | 53,856.3 | 253.19 | 4% | Local | 17,579.0 | 207.16 | 3% | Others | 1,01,314.2 | 233.72 | 5% |
| WI.Pack | 36,874.5 | 279.85 | 3% | Exports | 15,417.5 | 207.57 | 2% | WI.Pack | 45,896.0 | 257.69 | 2% |
| Exports | 20,561.6 | 186.80 | 2% | WI.Pack | 9,021.5 | 167.09 | 1% | Exports | 35,979.1 | 195.70 | 2% |
| TCPL | 11,262.8 | 189.79 | 1% | Packeteers | 1,379.5 | 217.68 | 0% | TCPL | 12,627.8 | 191.22 | 1% |
| NI.Pack | 2,977.6 | 231.22 | 0% | TCPL | 1,365.0 | 203.04 | 0% | NI.Pack | 4,049.1 | 243.39 | 0% |
| | | | | NI.Pack | 1,071.5 | 277.18 | 0% | Packeteers | 1,379.5 | 217.68 | 0% |
| | | | | | | | | | | | |
| Grand Total | 12,53,882.8 | 248.31 | 100% | TOTAL | 6,37,881.5 | 273.17 | 100% | TOTAL | 18,91,764.3 | 256.69 | 100% |

| | ORTHODOX | | | DARJEELING | | | |
|---------------|-------------------|---------------|-------------|---------------|-----------------|---------------|-------------|
| | SALE 21 | | | | | | |
| OFFER | 11,63,588.5 | | Kgs | OFFER | 39,996.6 | | Kgs |
| SOLD | 9,86,731.1 | | Kgs | SOLD | 24,265.5 | | Kgs |
| SOLD % | 85% | | | SOLD % | 61% | | |
| ZONE | Kgs | AVG | % | | Kgs | AVG | % |
| Local | 2,47,900.9 | 316.90 | 25% | Local | 15,002.6 | 657.08 | 62% |
| Middle East | 2,07,120.6 | 315.56 | 21% | Others | 5,025.7 | 769.43 | 21% |
| Other Exports | 1,76,080.3 | 342.18 | 18% | Exports | 1,723.8 | 413.49 | 7% |
| Exports | 96,210.9 | 353.60 | 10% | TCPL | 1,577.4 | 466.48 | 7% |
| Others | 82,553.7 | 281.80 | 8% | Other Exports | 614.2 | 1,210.74 | 3% |
| Domestic | 64,448.2 | 348.55 | 7% | Domestic | 181.2 | 720.31 | 1% |
| CIS | 50,975.1 | 392.97 | 5% | S.India | 140.6 | 313.00 | 1% |
| W.India | 49,600.9 | 306.54 | 5% | | | | |
| TCPL | 7,308.0 | 442.18 | 1% | | | | |
| N.India | 2,783.3 | 262.38 | 0% | | | | |
| CONTINENT | 972.2 | 342.87 | 0% | | | | |
| Packeteers | 777.0 | 269.08 | 0% | | | | |
| | | | | | | | |
| TOTAL | 9,86,731.1 | 328.01 | 100% | TOTAL | 24,265.5 | 663.14 | 100% |

ASSAM CTC BATTING ORDER (GTAC+CTTA) Sale 14 to 21

| MARK | 2026-27 | | 2025-26 | |
|----------------|---------|--------|---------|--------|
| | KGS | AVG | KGS | AVG |
| DECKIAJULI | 30497 | 468.03 | 29158 | 443.42 |
| GATOONGA | 7947 | 433.28 | 15289 | 445.78 |
| HALMARI | 54081 | 427.92 | 69160 | 393.80 |
| HATIMARA | 21538 | 421.34 | 34274 | 375.92 |
| HOOKHMOL | 10295 | 420.60 | 20842 | 441.47 |
| SOTAI | 3686 | 405.28 | 2613 | 442.44 |
| GELAKEY | 22060 | 385.16 | 22249 | 365.11 |
| DEOHALL | 38477 | 378.02 | 66605 | 311.00 |
| JAMIRAH | 8508 | 376.48 | 12155 | 338.76 |
| GHILLIDARY | 17276 | 367.97 | 9206 | 337.84 |
| KAMARBUND | 10753 | 365.26 | 12933 | 364.70 |
| HAJUA | 22283 | 365.09 | 57838 | 337.62 |
| DOOMUR DULLUNG | 45324 | 365.02 | 25346 | 364.94 |
| DOOMNI | 54332 | 362.92 | 29759 | 356.68 |
| BORBAM | 40435 | 362.81 | 26228 | 339.23 |
| BANAMALIE | 18088 | 362.09 | 10645 | 391.86 |
| HIRAJULI | 13986 | 361.87 | 21818 | 388.64 |
| BORSAPORI | 21847 | 360.17 | 45791 | 350.10 |
| SILONIBARI | 13709 | 357.72 | 19140 | 347.54 |
| SALKATHONI | 9404 | 357.48 | 46875 | 375.84 |
| BIJLEEJAN | 55016 | 355.64 | 54177 | 357.62 |
| KHARIKATIA | 43290 | 355.34 | 31313 | 363.46 |
| LOHPOHIA | 7297 | 354.37 | 5026 | 367.49 |
| KHOOMTAIE 'A' | 8504 | 346.66 | 12685 | 306.85 |
| BORSILLAH | 24696 | 344.88 | 31503 | 385.42 |

** Above 2000 Kgs.*

DOOARS CTC BATTING ORDER (STAC+CTTA) Sale 14 to 21

| MARK | 2026-27 | | 2025-26 | |
|-------------------|---------|--------|---------|--------|
| | KGS | AVG | KGS | AVG |
| GHATIA ROYAL | 79491 | 367.98 | 23790 | 321.52 |
| BINAGURI | 171735 | 360.24 | 119146 | 338.24 |
| HOPE | 78096 | 351.27 | 58404 | 304.06 |
| KARTICK | 65939 | 344.79 | 40359 | 354.08 |
| JITI | 154432 | 341.51 | 110821 | 300.89 |
| ARYAMAN | 19597 | 338.02 | 10148 | 323.60 |
| RYDAK | 107323 | 328.44 | 88823 | 320.76 |
| BHATKAWA | 39538 | 327.07 | 28120 | 316.11 |
| DANGUAJHAR | 126012 | 325.14 | 115645 | 281.55 |
| MAINAKROYAALE | 8865 | 321.81 | 15592 | 306.91 |
| GULMA | 141244 | 321.47 | 87765 | 329.31 |
| RHEABARI | 66293 | 320.88 | 68448 | 290.51 |
| BARADIGHI | 80408 | 320.67 | 80781 | 330.85 |
| MORAGHAT | 133206 | 319.19 | 88026 | 301.07 |
| GRASSMOREROYAL | 34683 | 316.95 | 0 | 0.00 |
| ZURRANTEE | 46578 | 316.22 | 33567 | 311.66 |
| DALGAON | 124004 | 315.68 | 118173 | 304.94 |
| CHULSA | 10279 | 312.35 | 3745 | 290.86 |
| PALASHBARI(ROYAL) | 28233 | 312.25 | 27142 | 265.13 |
| MATRI GOLD | 53675 | 311.83 | 51549 | 260.71 |
| NEPUCHAPUR | 74793 | 311.72 | 75588 | 310.87 |
| DIANA (RAMBARI) | 28152 | 309.76 | 33157 | 293.14 |
| MECHPARA | 59191 | 308.30 | 27209 | 300.01 |
| GANDRAPARA | 183483 | 307.41 | 162068 | 288.48 |
| PAHARGOOMIAH | 83661 | 306.53 | 78825 | 312.60 |

** Above 2000 Kgs.*

ASSAM ORTHODOX BATTING ORDER (GTAC+CTTA) Sale 14 to 21

| MARK | 2026-27 | | 2025-26 | |
|-----------------|---------|--------|---------|--------|
| | KGS | AVG | KGS | AVG |
| MOKALBARI EAST | 9642 | 431.28 | 71235 | 353.92 |
| DEJOO | 44381 | 414.60 | 35495 | 396.69 |
| GREENTWIGS | 6460 | 412.66 | 586 | 385.00 |
| HARMUTTY | 46679 | 397.45 | 46246 | 371.37 |
| DIKOM | 56543 | 392.76 | 83064 | 360.72 |
| SINGLIJAN | 32484 | 390.61 | 23946 | 348.29 |
| DHELAKHAT | 41896 | 385.85 | 71657 | 353.05 |
| RAIDANG 'D' | 61000 | 384.50 | 71374 | 358.98 |
| MADHUTING | 74554 | 382.96 | 95386 | 351.49 |
| MOHUNBAREE | 14840 | 381.01 | 14426 | 350.94 |
| HATTIALLI | 49026 | 377.89 | 86696 | 336.20 |
| MUTTUCK | 33699 | 377.73 | 39584 | 347.49 |
| CHUBWAHIGHGROWN | 2362 | 377.63 | 125246 | 267.49 |
| SESSA 'B' | 48810 | 374.47 | 41448 | 354.34 |
| SAMDANG | 116338 | 374.27 | 131511 | 316.26 |
| SEAJULI | 43012 | 374.26 | 33632 | 337.73 |
| BORPATRA | 53749 | 373.87 | 66999 | 364.72 |
| BEESAKOPIE | 103748 | 372.36 | 74807 | 333.37 |
| BORDUBI | 77066 | 370.56 | 133931 | 345.98 |
| NONAIPARA | 80659 | 369.28 | 44508 | 323.29 |
| KOOMSONG | 100562 | 366.68 | 162311 | 333.74 |
| BOKAKHAT | 32938 | 366.46 | 10551 | 379.74 |
| NAMSANG | 44391 | 366.34 | 46749 | 342.11 |
| NOKHROY | 58124 | 366.26 | 116819 | 329.52 |
| KOILAMARI | 147197 | 363.41 | 155654 | 332.82 |

** Above 2000 Kgs.*

DARJEELING BATTING ORDER Sale 14 to 21

| MARK | 2026-27 | | 2025-26 | |
|---------------------|---------|---------|---------|---------|
| | KGS | AVG | KGS | AVG |
| CASTLETON | 2035 | 1608.77 | 4431 | 931.26 |
| SUNGMA | 1095 | 1398.59 | 1106 | 995.41 |
| BARNESBEG (ORGANIC) | 1614 | 1229.51 | 1198 | 988.14 |
| BALASUN | 259 | 1178.67 | 601 | 1162.73 |
| GIELLE | 4336 | 1168.75 | 1933 | 1511.09 |
| THURBO | 6399 | 1151.32 | 6780 | 832.76 |
| TEESTA VALLEY | 5256 | 1042.78 | 2658 | 1431.93 |
| BADAMTAM (ORGANIC) | 2332 | 1035.33 | 3389 | 758.54 |
| MARGARET'S HOPE | 5874 | 1027.16 | 6981 | 817.32 |
| MIM | 1325 | 963.00 | 1201 | 1084.17 |
| NAMRING(UPPER) | 3055 | 942.06 | 1448 | 739.94 |
| GOPALDHARA | 1412 | 920.77 | 744 | 1332.64 |
| PUTTABONG | 1149 | 886.13 | 695 | 878.47 |
| GIDDAPAHAR | 76 | 881.00 | 0 | 0.00 |
| NAMRING | 2620 | 856.08 | 1152 | 522.34 |
| SINGELL | 96 | 800.00 | 453 | 526.35 |
| SINGBULLI (ORGANIC) | 439 | 748.49 | 0 | 0.00 |
| SEEYOK | 344 | 738.68 | 0 | 0.00 |
| ROHINI | 2237 | 715.93 | 3801 | 562.52 |
| GLENBURN | 9821 | 682.14 | 6765 | 694.18 |
| ORANGE VALLEY | 768 | 612.09 | 817 | 679.72 |
| NORTH TUKVAR | 61 | 601.00 | 365 | 662.75 |
| SAMABEONG | 540 | 533.92 | 353 | 512.60 |
| UPPER FAGU | 11213 | 510.95 | 8290 | 433.51 |
| PHUGURI | 414 | 507.82 | 0 | 0.00 |

Follow us on:

